

NATIONAL STATISTICS OFFICE OF GEORGIA

EXTERNAL MERCHANDISE TRADE OF GEORGIA

**JANUARY-AUGUST 2025
(EXPRESS DATA)**



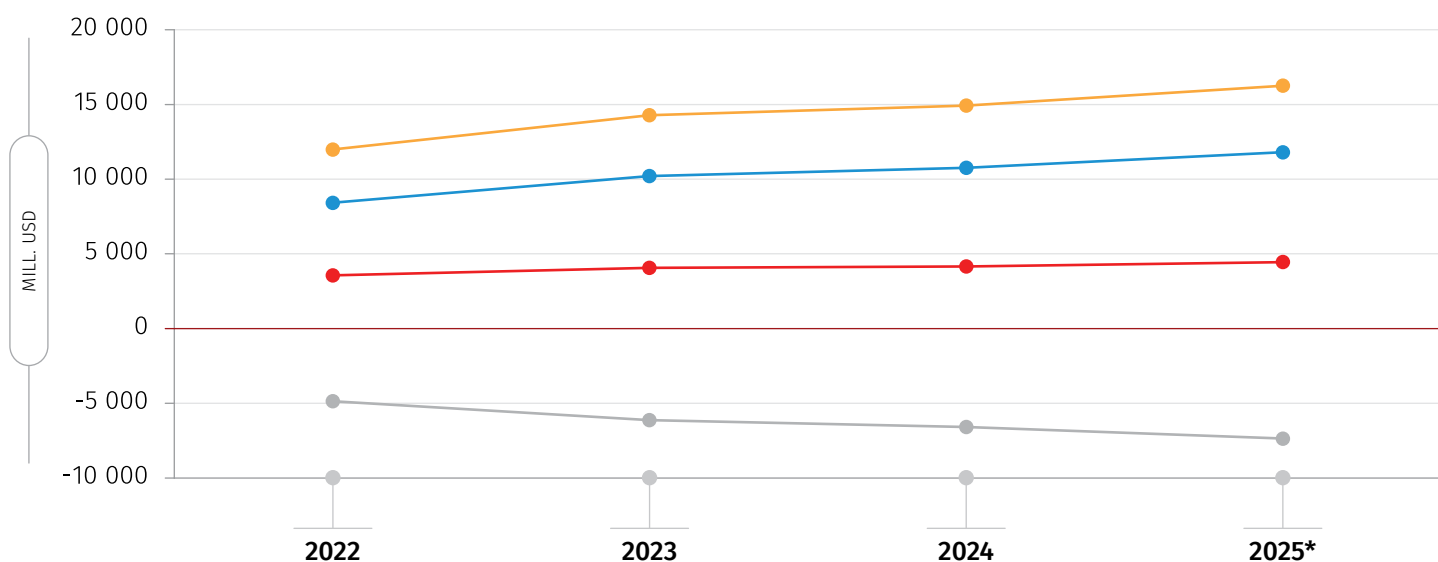
NATIONAL STATISTICS OFFICE OF GEORGIA

15.09.2025

EXTERNAL MERCHANDISE TRADE OF GEORGIA IN JANUARY-AUGUST 2025 (EXPRESS RELEASE)

External Merchandise Trade (excluding non-declared trade) of Georgia amounted to USD 16 252.0 million in January-August 2025, 8.8 percent higher year-on-year. The value of export increased by 6.7 percent reaching USD 4 448.0 million, while the import increased by 9.7 percent and amounted to USD 11 804.0 million. The trade deficit equaled USD 7 356.0 million and its share in trade turnover constituted 45.3 percent.

EXTERNAL MERCHANDISE TRADE TENDENCIES OF GEORGIA IN JANUARY-AUGUST 2022-2025



*Preliminary data.

● TURNOVER ● IMPORT ● EXPORT ● BALANCE

The table below shows dynamics of the external merchandise trade statistics indicators in 2022-2025.

NATIONAL STATISTICS OFFICE OF GEORGIA

15.09.2025

EXTERNAL MERCHANDISE TRADE OF GEORGIA IN 2022-2025 (MILLION US DOLLARS)

| YEAR | MONTH | EXPORTS | IMPORTS | TURNOVER | BALANCE |
|------|-----------|---------|----------|----------|-----------|
| 2022 | YEAR | 5 582.5 | 13 539.7 | 19 122.2 | -7 957.2 |
| | January | 331.5 | 774.3 | 1 105.8 | -442.9 |
| | February | 429.2 | 1 019.2 | 1 448.4 | -590.0 |
| | March | 411.6 | 927.0 | 1 338.5 | -515.4 |
| | April | 415.2 | 986.0 | 1 401.2 | -570.8 |
| | May | 521.3 | 1 180.5 | 1 701.8 | -659.2 |
| | June | 448.8 | 1 105.7 | 1 554.4 | -656.9 |
| | July | 533.1 | 1 172.1 | 1 705.2 | -639.0 |
| | August | 473.1 | 1 257.7 | 1 730.8 | -784.6 |
| | September | 523.6 | 1 132.3 | 1 655.8 | -608.7 |
| | October | 448.8 | 1 204.1 | 1 652.9 | -755.4 |
| | November | 490.7 | 1 311.1 | 1 801.8 | -820.4 |
| | December | 555.8 | 1 469.8 | 2 025.6 | -914.0 |
| 2023 | YEAR | 6 086.4 | 15 611.2 | 21 697.5 | -9 524.8 |
| | January | 459.0 | 1 115.9 | 1 574.9 | -656.9 |
| | February | 455.8 | 1 068.2 | 1 524.0 | -612.4 |
| | March | 546.7 | 1 378.1 | 1 924.8 | -831.4 |
| | April | 500.1 | 1 224.8 | 1 724.9 | -724.7 |
| | May | 542.0 | 1 330.8 | 1 872.8 | -788.9 |
| | June | 550.0 | 1 343.2 | 1 893.2 | -793.2 |
| | July | 526.9 | 1 325.2 | 1 852.1 | -798.3 |
| | August | 493.2 | 1 411.8 | 1 905.0 | -918.7 |
| | September | 526.0 | 1 382.6 | 1 908.6 | -856.6 |
| | October | 490.6 | 1 361.6 | 1 852.2 | -871.0 |
| | November | 481.8 | 1 298.6 | 1 780.3 | -816.8 |
| | December | 514.4 | 1 370.3 | 1 884.7 | -855.9 |
| 2024 | YEAR | 6 558.7 | 16 888.8 | 23 447.5 | -10 330.1 |
| | January | 338.6 | 1 103.1 | 1 441.7 | -764.5 |
| | February | 464.7 | 1 181.4 | 1 646.1 | -716.6 |
| | March | 522.8 | 1 227.1 | 1 749.9 | -704.3 |
| | April | 437.2 | 1 452.7 | 1 889.9 | -1 015.5 |
| | May | 501.4 | 1 413.8 | 1 915.2 | -912.5 |
| | June | 580.0 | 1 361.4 | 1 941.3 | -781.4 |
| | July | 684.0 | 1 568.4 | 2 252.4 | -884.3 |
| | August | 640.8 | 1 456.0 | 2 096.8 | -815.3 |
| | September | 615.7 | 1 444.3 | 2 060.0 | -828.5 |
| | October | 681.6 | 1 506.0 | 2 187.6 | -824.4 |
| | November | 542.6 | 1 475.9 | 2 018.5 | -933.3 |
| | December | 549.4 | 1 698.7 | 2 248.1 | -1 149.3 |


NATIONAL STATISTICS OFFICE OF GEORGIA

15.09.2025

| YEAR | MONTH | EXPORTS | IMPORTS | TURNOVER | BALANCE |
|-------|----------|---------|----------|----------|----------|
| 2025* | YEAR | 4 448.0 | 11 804.0 | 16 252.0 | -7 356.0 |
| | January | 403.9 | 1 703.0 | 2 106.9 | -1 299.2 |
| | February | 431.5 | 1 231.7 | 1 663.2 | -800.2 |
| | March | 562.2 | 1 517.1 | 2 079.3 | -954.9 |
| | April | 616.8 | 1 519.2 | 2 136.1 | -902.4 |
| | May | 580.1 | 1 476.4 | 2 056.5 | -896.3 |
| | June | 640.2 | 1 487.9 | 2 128.1 | -847.6 |
| | July | 610.4 | 1 511.9 | 2 122.3 | -901.5 |
| | August | 602.9 | 1 356.7 | 1 959.6 | -753.8 |


*Preliminary data.

Detailed data on external merchandise trade of Georgia will be published on 19 September, 2025.

SOURCES:  LEPL Revenue Service of Ministry of Finance of Georgia;

 Georgian State Electrosystem, JSC;

 Georgian Gas Transportation Company, LTD;

 Electricity System Commercial Operator, JSC.

NOTICE: The discrepancy between the totals and the sum in some cases can be explained by using rounded data.

CONTACT PERSONS:

Badri Kvachadze, Tel.: (+995 32) 2 36 72 10 (300).

E-mail: bkvachadze@geostat.ge

Mariam Kavelashvili, Tel.: (+995 32) 2 36 72 10 (020).

E-mail: mkavelashvili@geostat.ge